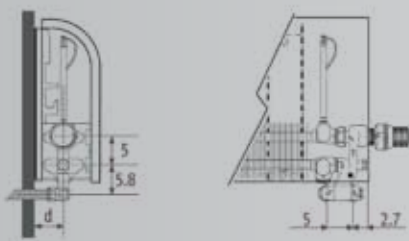


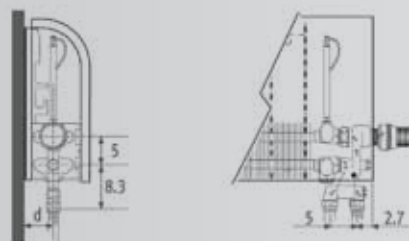
Knockonwood Connections, Dimensions & Options

Connections Knock On Wood

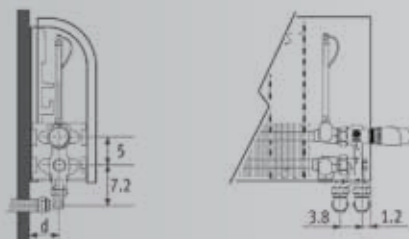
Comap valve to the wall



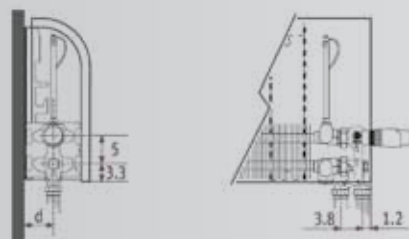
Comap valve to the floor



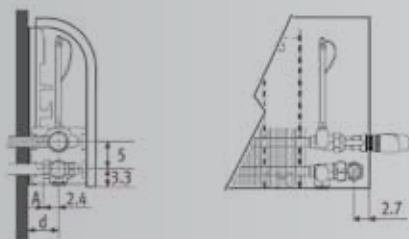
Pro valve to the wall



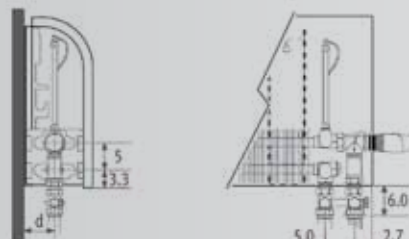
Pro valve to the floor



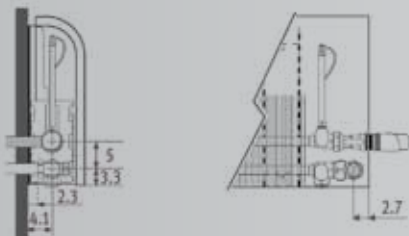
Valve to the wall



Valve to the floor



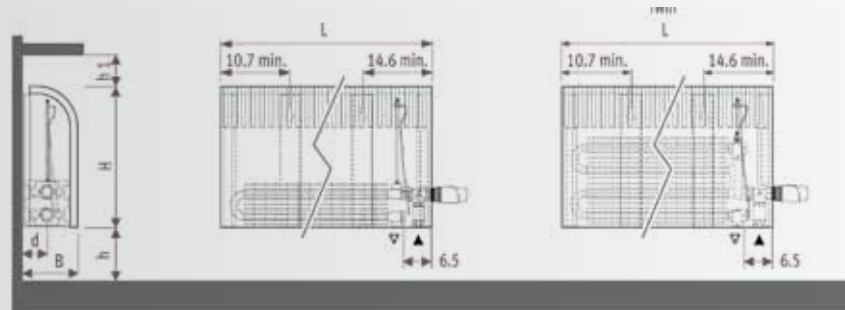
Type 6 valve to the wall



Type	d	A
06	4.6	1.8
10/11	5.2	2,9
15/16	7.7	5.3

Dimensions in cm

Dimensions Knock On Wood



Type	B	d	h/min*	h1/min*
06	10.8	4.8	10.0	5.0
10/11	12.8	5.2	10.0	5.0
15/16	17.8	7.7	12.0	5.0

* Smaller dimensions can decrease output Dimensions in cm

Options Knock On Wood

Valve Options

Please see page 55

Brush

For easy cleaning of the underside of the Low-H2O heat exchanger without detaching the casing



Code	
5090.001	6.70

Fixing calorimeter holder

Please contact radiator centre ltd for details and prices.



The Knock On Wood is available with both DBE and Oxygen options **See page 01A**