

Mirror (Extruded Aluminium)

Installation Guide



Attention The connection of this radiator to a central heating system should be carried out by a suitably competent person who is familiar with current regulations.

Read this guide before starting installation

Handling Advice

Please refer to the manual handling guidelines. This gives important information about the safe lifting of these radiators to minimise risk and damage.

Water Treatment

These products are for use on closed heating systems only; they are not suitable for installation on secondary HWS circuits.

On completion of the installation the entire system **MUST** be thoroughly cleaned and flushed to remove debris/flux residues etc. If a chemical cleanser is used, it must be thoroughly flushed from the system. Following this, the system **MUST** be dosed with a good quality water treatment to prevent corrosion. System design, flushing and dosing must be in accordance with BS 5449: 1990, BS EN 12828: 2003 and BS 7593: 1992

IMPORTANT: Failure to observe these requirements will render the guarantee on the product void.

Corrosion inhibitor must be used in accordance with the manufacturer's instructions and recommendations and should take into account the particular metals within the system.

Cleaning & Aftercare



The external surface of the radiator should be cleaned with mild detergent. No solvents or abrasives should be used.

Operating Pressure

These radiators are designed to operate at system pressure of a maximum of 6 bar.

Warranty & Further Information

These radiators have been designed, manufactured and tested to ensure a long-lasting use. They are guaranteed to be free from material and manufacturing defects for 5 years from date of purchase. Should you require any further information, help or advice, or have any difficulties with these products or their installation and use, please contact our office on:

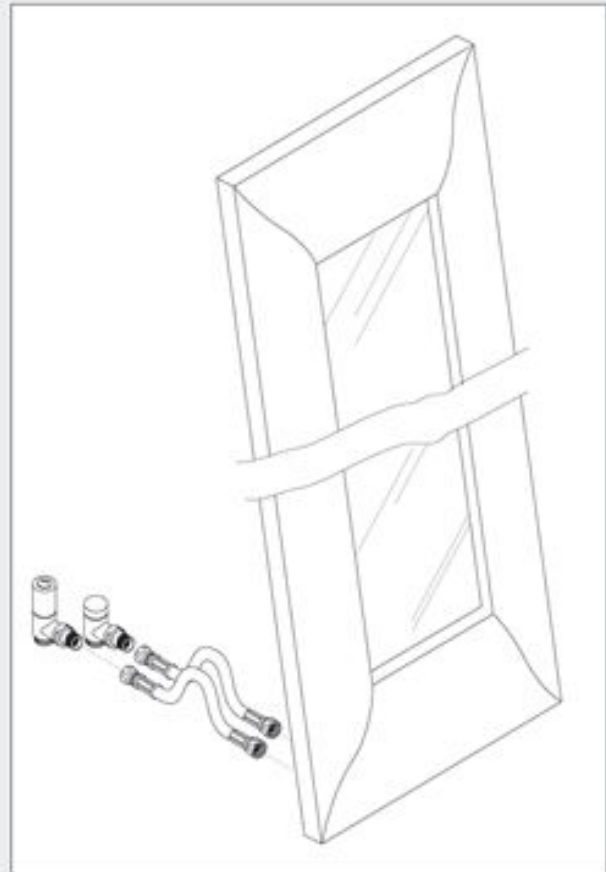
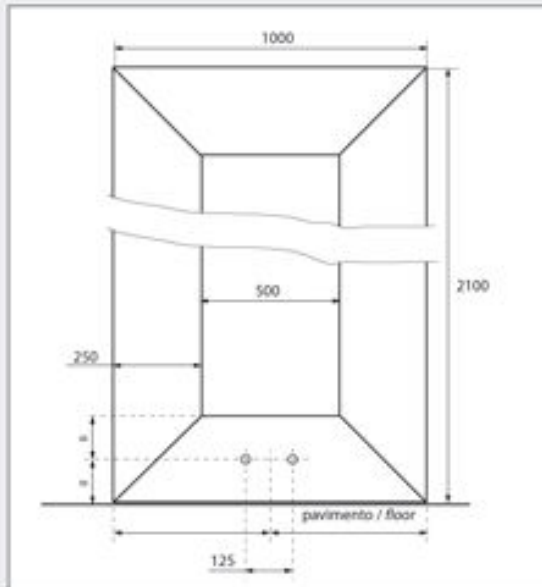
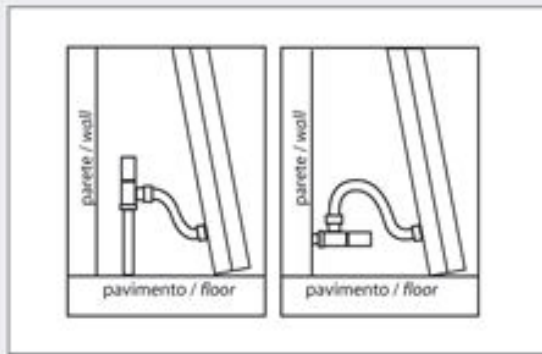


Mirror - Technical details

Model	Height	Width	Depth	Output
Mirror	2100	1000	105	2154

Dimensions expressed in millimeters / Outputs: 75/65/20 Δt 60°C EN442 / Aluminium Radiator

Radiator must be connected with flexible connections (supplied)



Accessori consigliati / Suggested accessories

Valvola e detentore mod. "Cilindro"

Valve and lockshield mod. "Cilindro"



Raccordi per connessioni all'impianto / Connections fittings

Connessione standard 130 - 330 / Standard connections 130 - 330



*È importante specificare il \varnothing del raccordo in sede d'ordine

*Is important to specify the \varnothing of connector in the order

