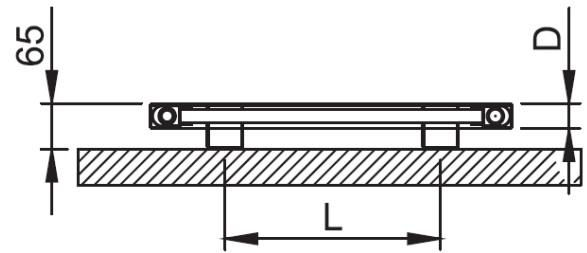
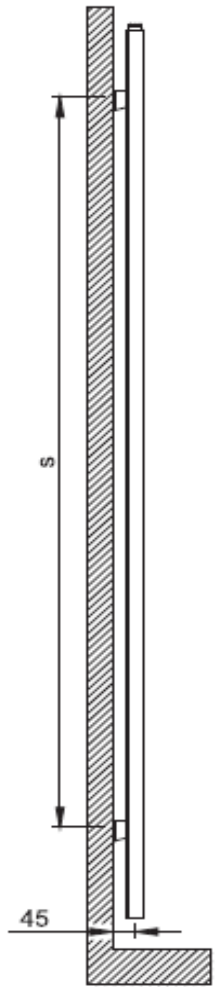

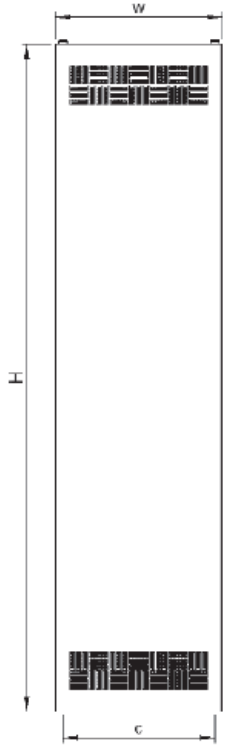


Product Code	Width	Height	Depth	Connection Centers	Tube Quantity	Assembly Axis		Weight	Water Capacity	POWER
	W	H	D	C		S	L	kg.	lt.	watt
CHA050018000009	500	1800	35	460	-	1470	200	35,1	9,8	1302

Made with CRYSTALLIZED™ Swarovski Elements

Connections Detail



material	finish	electric version
stainless steel	satin polished	1200 W
steel	swarovski crystals	

wall installation	warranty	max. working pressure: 10 bar
vertical	5 years	max. working temperature: 95°C
		all dimensions are in mm.
		connections 1/2"

Egypt Technical Detail : RC/PW/01.11

[Outputs: 90/70/20 Δt 60°C EN442]

[Dimensions in millimetres]

Pipe Centres = Width – 40mm

Radiator Centre Ltd : 2 Grand Parade, Polegate, East Sussex, BN26 5HG
 www.radiatorcentre.com : info@radiatorcentre.com : Tel 01323 486848 : Fax 01323 486687